

Historias

Storyboard

Puedes hacer historias visuales y embeberlas

¿Cómo se hace?

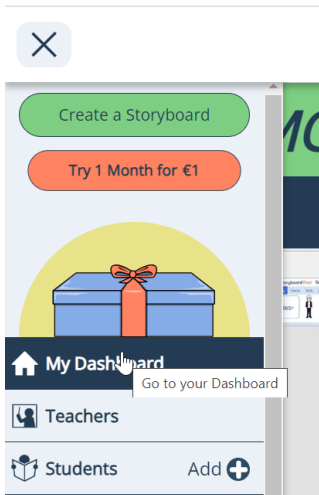
Un video-tutorial muy completo:

<https://www.youtube.com/embed/chR8mrp1-Q4>

Agradecimientos a Raul Diego <http://www.rauldiego.es/historias-visuales-con-storyboardthat/>

¿Cómo se embebe una historia de otro?

Vamos a Mi panel de control

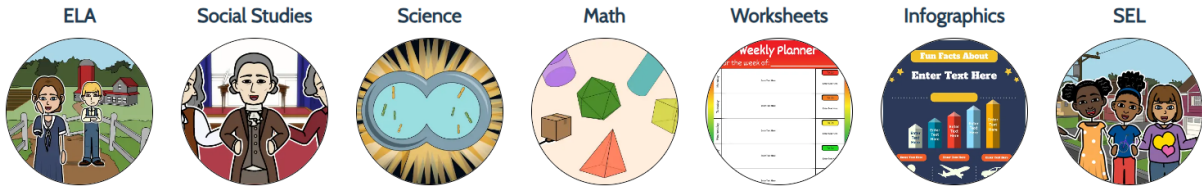


Nos vamos abajo y encontramos historias libres

EXPLORE OUR FREE LESSON PLANS!

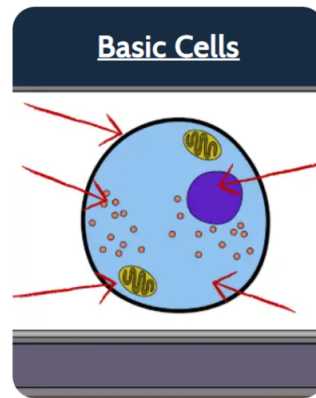

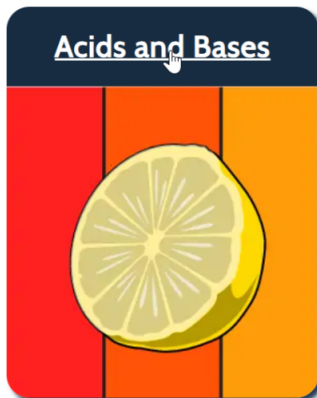
Search our resources or start with some popular subjects!

Q Get Started With Our Teacher Resources



Elegimos la historia

Science



In This Article

1. Science
2. Project Ideas

e.g. Shakespeare 

Y la copiamos




StoryboardThat

[Home](#) > [All Teacher Resources](#) > [Science](#) >

The pH Scale

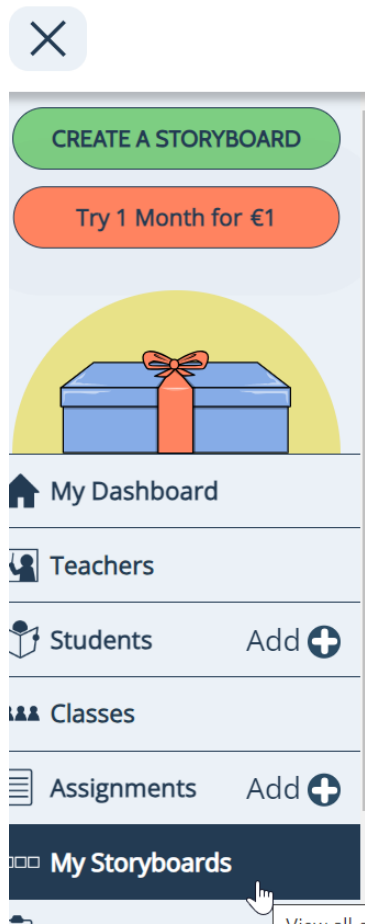
This Storyboard That activity is part of the lesson plans for Acids and Bases

CRE



[More Options](#)

Lo tenemos en mis historias



La elegimos

Create an Assignment
View My Student Work
View My Assignments

My Storyboards and Templates

Sort By: Created | Last Edited ▼ | Name

Show Only Storyboards

pH Scale

The pH Scale (Change)

[View Details](#)

pH Scale Template (Template)

The pH Scale (Change)

[View Details](#)

Circuit Components

Circuit Components (Change)

Elegimos TODAS LAS OPCIONES

EDIT

COPY






CONVERT TO TEMPLATE

DOWNLOAD

PRINT


VIEW ALL OPTIONS


CREATE A NEW STORYBOARD


STRONG ACID - pH 1-3	WEAK ACID - pH 4-6	NEUTRAL - pH 7	WEAK BASE - pH 8-10	STRONG BASE - pH 11-14
				
Vinegar, Lemon Juice, Stomach Acid	Soda, Tomatoes, Milk	Water	Toothpaste, Baking Soda	Wasp Sting, Oven Cleaner


Le cambiamos la PRIVACIDAD


Options for *pH Scale* *(Edit Title and Description)* ×


Edit



Copy



Slide Show



Print



Delete


Download As


 PDF

 High-Res Image

 Image Pack

 PowerPoint

 Animated GIF

 Social Media

More Options

[View Save History](#) | [Embed](#) | [Record Audio](#) | [Make a Folding Card](#) | [Change Privacy](#)

CREATE ANOTHER STORYBOARD!

Como PUBLICA

Manage Storyboard Privacy

What Type of Privacy Would you Like?

	VERY PRIVATE	This storyboard will only be viewable to the author and teachers
	SHARED WITH CLASS / ASSIGNMENT	Viewable to all students. If part of class and an assignment then only viewable to that class/assignment
Selected	PUBLIC	This will allow anyone with a link to the storyboard to view the storyboard and author's name. Please make sure this is acceptable with your school policies, COPPA, CCPA, FERPA, and GDPR.

CLOSE

ya le podemos dar a EMBED

Options for *pH Scale* (Edit Title and Description)



Edit



Copy



Slide Show



Print



Delete

Download As



PDF



High-Res Image



Image Pack



PowerPoint



Animated GIF



Social Media

More Options

[View Save History](#) | [Embed](#) | [Record Audio](#) | [Make a Folding Card](#) | [Change Privacy](#)

CREATE ANOTHER STORYBOARD!

y YA TENEMOS EL CÓDIGO

Embed This Storyboard on Your Website

COPY THIS CODE SNIPPET

```
<a href="https://www.storyboardthat.com/portal/storyboards/ffa95a61/classroom-public/ph-scale">  
</a>  
<br>  
<a href="https://www.storyboardthat.com">Made with Storyboard That</a>
```

CLOSE

ASI QUEDA



Made with Storyboard That

Revision #6

Created 25 April 2022 08:07:35 by Equipo CATEDU

Updated 19 December 2023 23:37:24 by Javier Quintana