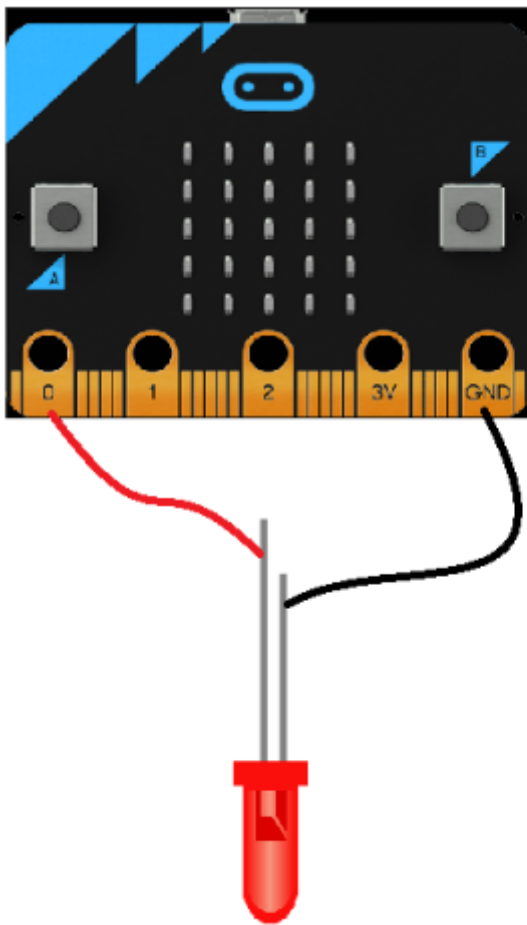


Aprender con un led la diferencia entre analógico y digital

Vamos a conectar un led, el pin corto (-) al GND y el otro al pin0



Ulrich Pedersen Dah & Ture Reimer-Mattesen Center for Underisningsmidler CPU

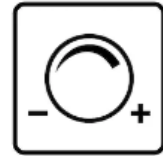
Vamos a ver la diferencia entre estos dos métodos de encender y apagar la luz

Digital



OFF ↔ ON

Analog



0 512 1023

Ulrich Pedersen Dah & Ture Reimer-Mattesen Center for Underisningsmidler CPU

El programa en digital es sencillo

Digital



OFF ↔ ON

on button A ▼ pressed

digital write pin P0 ▼ to 0

show number 0

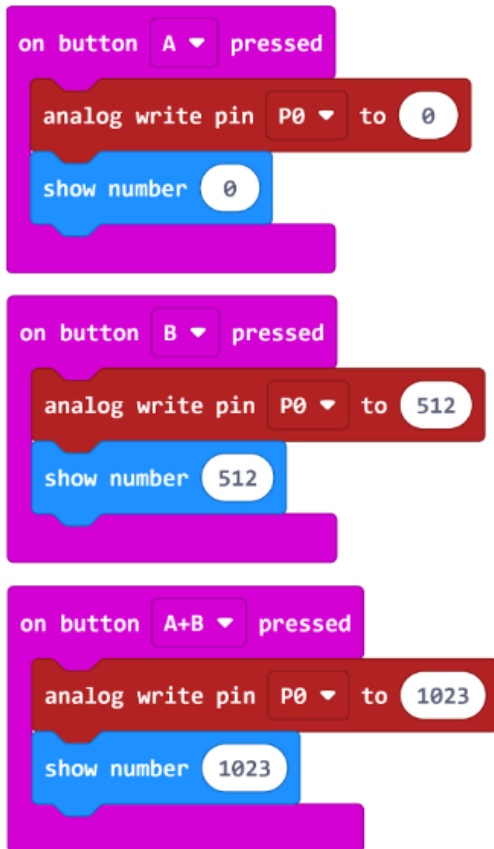
on button B ▼ pressed

digital write pin P0 ▼ to 1


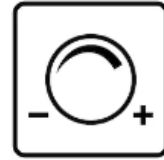
show number 1

Ulrich Pedersen Dah & Ture Reimer-Mattesen Center for Underisningsmidler CPU

Y el programa en analógico



Analog 1



Ulrich Pedersen Dah & Ture Reimer-Mattesens Center for Underisningsmidler CPU

Revision #1

Created 2 June 2024 20:12:32 by Javier Quintana

Updated 2 June 2024 20:36:09 by Javier Quintana